

ANALOG SIGNAL ISOLATED TRANSMITTER

AT

FEATURES

- Accuracy: $\pm 0.1\%$ F.S. (DC / Potentiometer / Resistor / PT-100 / Load Cell)
 $\pm 0.2\%$ F.S. (AC)
- Measuring AC, DC Voltage / AC, DC Current / Potentiometer / Resistor / PT-100 / Load Cell)
- Surge test of AC 2000V / min between input / output / power
- High stability, non-flammable case (PC), high safety



ORDER INFORMATION : AT - Code 1 - Code 2 - Code 3 - Code 4

Code 1	Input Type	Code 2	Voltage	Code 2	Current	Code 2	Potentiometer	Code 2	Resistor	Code 2	RTD (PT-100)	Code 2	Load Cell	Code 3	Aux. Power	Code 4	Analog Output
D	DC	V1	0~50mV	A1	0~20uA	P1	500Ω~10KΩ	I1	0~10Ω	T1	-50~50℃	L1	1mV/V EX.5V	A	AC 110V	1	4~20mA
A	AC AVG	V2	0~5V	A2	0~200uA	P2	10KΩ~100KΩ	I2	0~100Ω	T2	0~50℃	L2	2mV/V EX.5V	B	AC 220V	2	0~20mA
M	AC TRMS	V3	1~5V	A3	0~2mA	P3	100KΩ~1MΩ	I3	0~1KΩ	T3	0~100℃	L3	3mV/V EX.5V	C	DC 24V	3	0~5V
P	3 Wire Potentiometer	V4	0~10V	A4	0~20mA	PO	Option	I4	0~10KΩ	T4	0~200℃	L4	1mV/V EX.10V			4	0~10V
I	2 Wire Resistor	V5	0~36V	A5	0~200mA			I5	0~100KΩ	T5	0~400℃	L5	2mV/V EX.10V			O	Option
T	RTD (PT-100)	V6	0~300V	A6	4~20mA			IO	Option	T6	0~600℃	L6	3mV/V EX.10V				
L	Load Cell	V7	0~600V	A7	0~2A					TO	Option	LO	Option				
2	2, 3 Wire Sensor	VO	Option	A8	0~5A												
4	4 Wire Sensor			AO	Option												

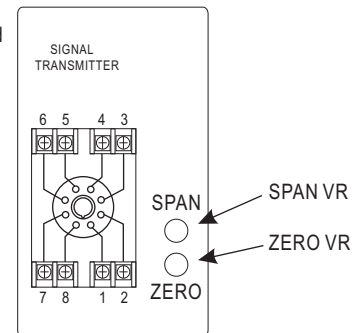
- **1: 2 wire type offers excitation power DC24V for 2 wire (Loop Power) pressure, temperature, humidity sensors using.
 2: 3.4 wire type offers excitation power DC24V for 3, 4 wire (Loop Power) pressure, temperature, humidity sensors using.
 3: Load Cell type of excitation power DC5V can have 2 load cell in parallel; DC10V only can offer 1 load cell to use.

SPECIFICATION

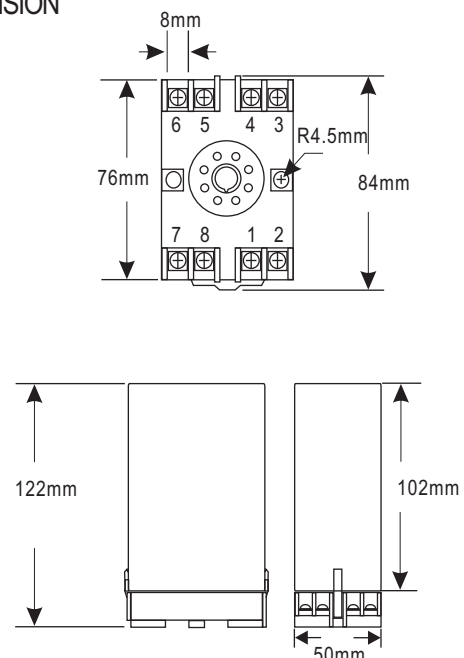
- ◆ Accuracy: $\pm 0.1\%$ F.S. (DC / Potentiometer / Resistor / PT-100 / Load Cell)
 $\pm 0.2\%$ F.S. (AC)
- ◆ Zero Adjustment: $\leq \pm 5\%$ F.S.
- ◆ Span Adjustment: $\leq \pm 10\%$ F.S.
- ◆ Output Response Time: 15 bit
- ◆ Output Response Time: <250 msec (0~90%)
- ◆ Output Capability: Voltage Output: <20mA
- ◆ Analog Output Resolution: Current Output: <10V
- ◆ Output Ripple: $\leq \pm 0.1\%$ F.S.
- ◆ Isolation: Input / Output / Power / Case
- ◆ Temperature Coefficient: 100ppm / °C (0~60℃)
- ◆ Operating Temperature: 0~60℃
- ◆ Operating Humidity: 20~90% RH (non-condensing)
- ◆ Storage Temperature: -10~70℃
- ◆ Storage Humidity: 20~90% RH (non-condensing)
- ◆ Power Supply: AC 110V, AC 220V; DC 24V
- ◆ Surge Test: 2KVac / 1min
- ◆ Insulation Resistance: >100MΩ with 500Vdc
- ◆ Input Impedance: Voltage: >2V for 20KΩ / V; $\leq 2V$ for >200MΩ
Current: $\geq 0.2A$ at 100mV; <0.2A at 1V
- ◆ Installation: Socket / Plug in
- ◆ Weight: About 650 g

CALIBRATION

- ◆ Steps:
 1. Input the zero value and adjust the ZERO VR to the zero point.
 2. Input the span value and adjust the SPAN VR to the span point.

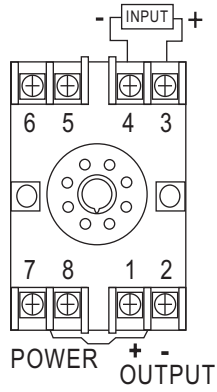


DIMENSION

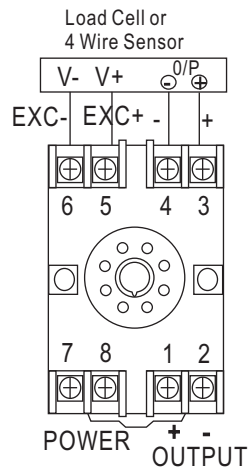


■ WIRING CONNECTION

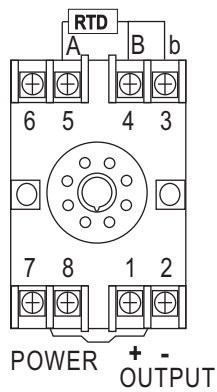
- Voltage, Current (AC, DC)



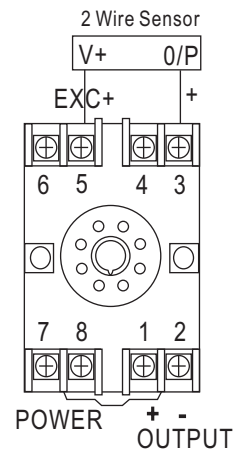
- 4 Wire Sensor or Load cell



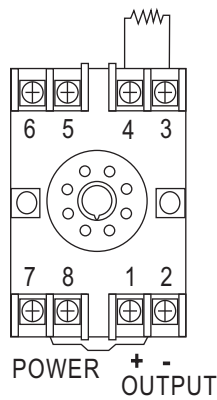
- Temperature (RTD)



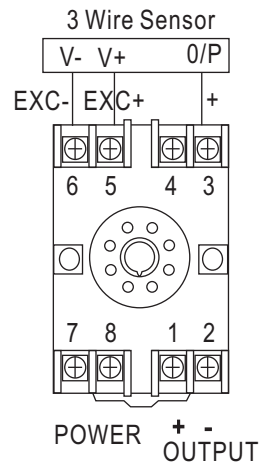
- 2 Wire Sensor



- 2 Wire Resistor



- 3 Wire Sensor



- 3 Wire Potentiometer

