



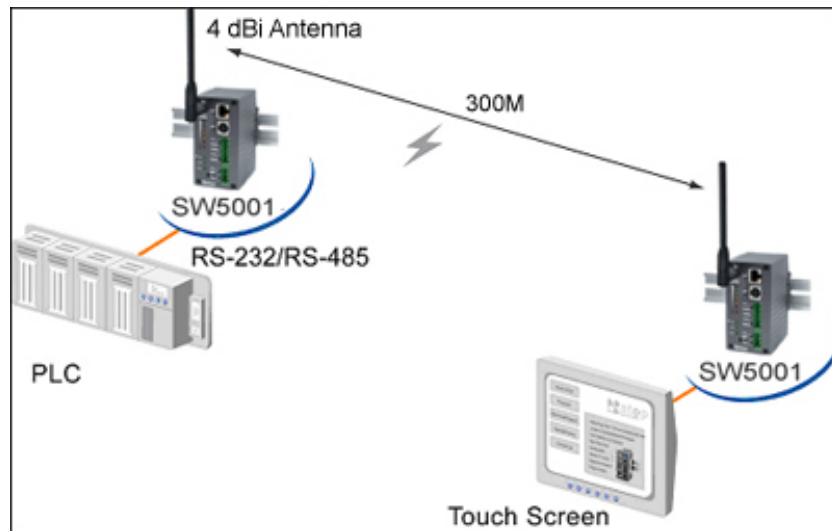
Wireless Distance Report

General Statement:

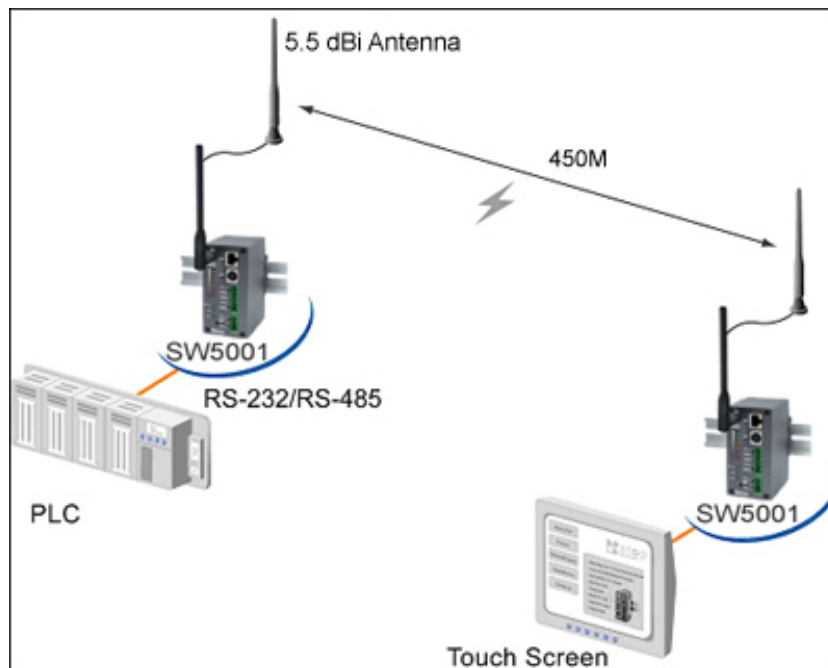
SW5001 distance (Line of Sight)

- Ad-Hoc

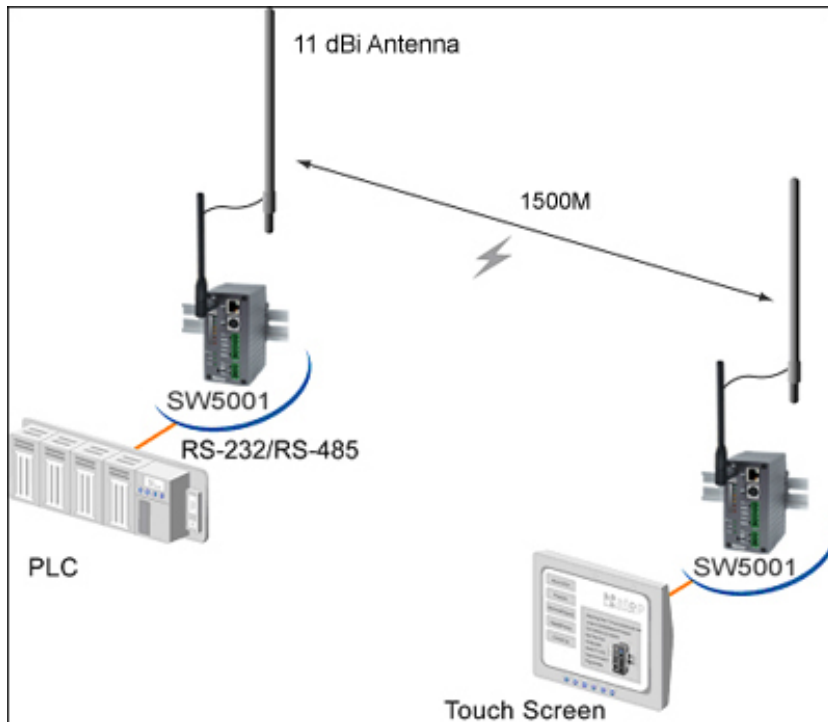
·Standard 4dBi Antenna: 300M



·5.5dBi Antenna: 450M

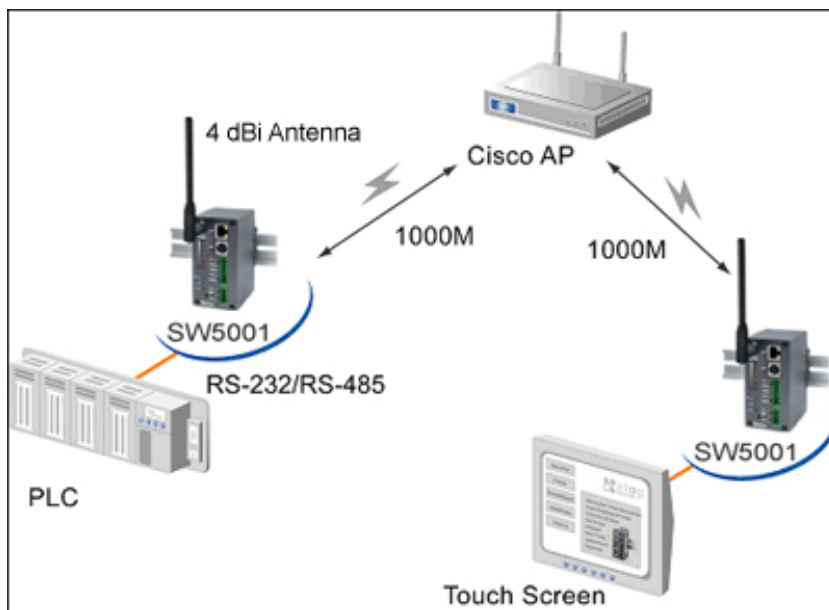


·11dBi Antenna: 1500M



- Infrastructure

·Cisco AP + Standard 4dBi Antenna: 1000M



Detail value:

SW5002 1Mbps

Topology: Infrastructure
Test with Cisco AIR-AP350 Access Point
Tx Power: 20dBm
Antenna: 5.5dBi

Antenna Gain	Distance
4dBi	800M
5.5dBi	1300M

11dBi 1500M

Test with D-Link DWL-900AP+ Access Point
Tx Power: 15dBm
Antenna: 2dBi

Antenna Gain	Distance
2dBi	300M
5.5dBi	500M
11dBi	550M

Topology: Ad-hoc SW5002 to SW5002
Tx Power 13dBm

Antenna Gain	Distance
2dBi	250M
5.5dBi	400M
11dBi	1300M

SW5001 1Mbps

Topology: Infrastructure
Test with Cisco AIR-AP350 Access Point
Tx Power: 20dBm
Antenna: 5.5dBi

Antenna Gain	Distance
2dBi	1000M
5.5dBi	1350M
11dBi	1500M

Test with D-Link DWL-900AP+ Access Point
Tx Power: 15dBm
Antenna: 2dBi

Antenna Gain	Distance
2dBi	300M
5.5dBi	460M
11dBi	550M

Topology: Ad-hoc SW5001 to SW5001
Tx Power 13dBm

Antenna Gain	Distance
2dBi	300M
5.5dBi	450M
11dBi	1500M