

NEW
SERIES **B**

Large Display Meter
With Integrated Control



FEMA

New Series B

Find the new Series B, the range of large format meters designed to rethink the large metering and industrial control

ONE SIGNAL, ONE INSTRUMENT

Series B can measure most of the industry signals:

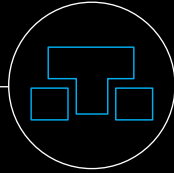
process, impulses, temperature, time counters, RS-485 or RS-232 communications, Modbus RTU, load cells, etc.

ACCEPTS THE MOST USUAL SIGNALS ON INDUSTRY:



Smart Panel

MEASURE, READ AND CONTROL

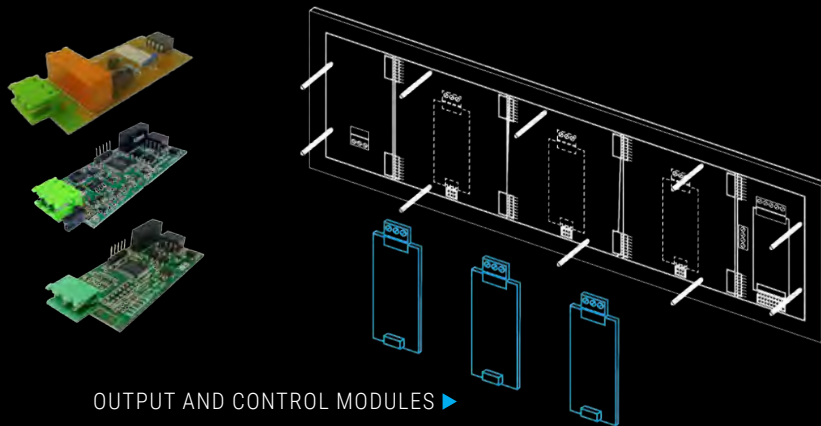


Series B is designed for measurement, reading and process control. Optional output and control modules are available as required, adding direct control to the process and communications for values retransmission.

These instruments can mount multiple **relay outputs, transistors, SSR controls, analog outputs, RS-485, RS-232, modbus RTU communications, etc.**

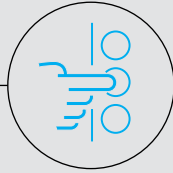
4 digit formats can mount up to **2 output modules**, and **6 digit formats** can mount up to **3 output modules**.

MODULAR SYSTEM



Your work, easy !

SIMPLY PUSH A BUTTON



Series B front keypad provides a fast and easy access to configuration.



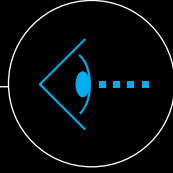
Also available with RKB remote Keypad.

Once installed, provides access to configuration menu and control.



A great view

DISTANCE WILL NOT BE A PROBLEM



Series B provides a sharp and clear view up to 25 or 50 meters, according to the digit height:

60 mm
digit height > 25 m
reading distance

100 mm
digit height > 50 m
reading distance

Available with different sizes.

Choose between 4 or 6 digits with two housing sizes each.

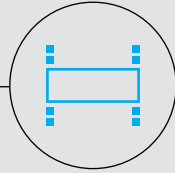
Brightness is configurable with 5 intensity levels to adapt
to your own reading conditions.



FEMA

Adaptable & Flexible

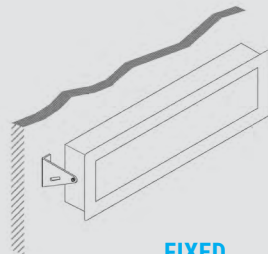
THREE MOUNTING OPTIONS



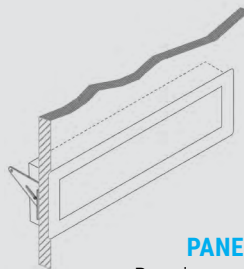
Mounting a **Series B** instrument is a highly flexible situation. Compatible with any structure.

Easy to mount for the three most usual mounting solutions on industry: **fixed against a wall, panel mounted, or hanging.** Just changing the position of the side fixations, the instrument will be ready for any of the mentioned mounting options.

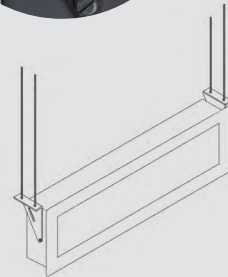
Without additional accessories. Side fixations included as standard.



FIXED
Mounted against a wall



PANEL
Panel mount



HANGING
Hanging mount



Industrial protection

AGAINST LIQUIDS



Series B is prepared for industrial environments. Sturdy metallic housing, cable glands, and IP65 waterproof protection are provided as a standard.









The sturdy metallic housing allows for rough hose cleaning.



Full **IP65**
protection

FEMA

Technical specifications

MODEL	B24-P / B26-P B44-P / B46-P	B24-T B44-T	B24-C1 / B26-C1 B44-C1 / B46-C1	B24-CR / B26-CR B44-CR / B46-CR	B24-LC / B26-LC B44-LC / B46-LC	B24-POT B44-POT	B24-RTU / B26-RTU B44-RTU / B46-RTU	B24-485 / B26-485 B44-485 / B46-485
MAIN FUNCTION	PROCESS METER 	TEMPERATURE METER 	COUNTER, RATEMETER, PERIODMETER 	CHRONOMETER, TIME COUNTER 	FOR LOAD CELLS WEIGHT 	POTENTIOMETRIC METER 	MODBUS RTU 	RS-485 ASCII REPEATER 
RANGES	0/10Vdc 4/20mA ±10Vdc ±20mA	Pt100 (2 and 3 wires) Thermocouples J, K, T, E, S, R, N, C, L y X	Impulse counter up to 250 KHz Rate meter up to 500 KHz Period meter up to 1000 sec.	Hours, minutes, seconds, tenths and cents of second Hour or decimal format	From 5mV to 100mV	Potentiometers up to 5 MOhm	Modbus RTU protocol	RS-485 ASCII protocol (Model 232 for RS-232 ASCII protocol)
DIGIT HEIGHT	60mm 100mm	60mm 100mm	60mm 100mm	60mm 100mm	60mm 100mm	60mm 100mm	60mm 100mm	60mm 100mm
EXCITATION VOLTAGE	5 to 20Vdc (max. 35mA)	-	5 to 18Vdc (max. 70mA)	5 to 18Vdc (max. 70mA)	+5Vdc o +10Vdc configurable	+5Vdc	-	-
POWER	H (85-265Vac and 120-370Vdc) L (11-36Vdc) (Isolated)	H (85-265Vac and 120-370Vdc) L (11-36Vdc) (Isolated)	H (85-265Vac and 120-370Vdc) L (11-36Vdc) (Isolated)	H (85-265Vac and 120-370Vdc) L (11-36Vdc) (Isolated)	H (85-265Vac and 120-370Vdc) L (11-36Vdc) (Isolated)	H (85-265Vac and 120-370Vdc) L (11-36Vdc) (Isolated)	H (85-265Vac and 120-370Vdc) L (11-36Vdc) (Isolated)	H (85-265Vac and 120-370Vdc) L (11-36Vdc) (Isolated)
CONSUMPTION (meter only)	3,0W / 3,50W 5,25W / 5,50W	3,0W 5,25W	3,0W / 3,50W 5,25W / 5,50W	3,0W / 3,50W 5,25W / 5,50W	3,0W / 3,50W 5,25W / 5,50W	3,0W 5,25W	3,0W / 3,50W 5,25W / 5,50W	3,0W / 3,50W 5,25W / 5,50W
PROTECTION	Full IP65 housing	Full IP65 housing	Full IP65 housing	Full IP65 housing	Full IP65 housing	Full IP65 housing	Full IP65 housing	Full IP65 housing
CONFIGURATION	From front keypad	From front keypad	From front keypad	From front keypad	From front keypad	From front keypad	From front keypad	From front keypad
MOUNTING	Panel, wall, hanging	Panel, wall, hanging	Panel, wall, hanging	Panel, wall, hanging	Panel, wall, hanging	Panel, wall, hanging	Panel, wall, hanging	Panel, wall, hanging
WEIGHT	2200gr / 3500gr 2500gr / 4500gr	2200gr 2500gr	2200gr / 3500gr 2500gr / 4500gr	2200gr / 3500gr 2500gr / 4500gr	2200gr / 3500gr 2500gr / 4500gr	2200gr 2500gr	2200gr / 3500gr 2500gr / 4500gr	2200gr / 3500gr 2500gr / 4500gr
DEPTH	80mm	80mm	80mm	80mm	80mm	80mm	80mm	80mm

Options

OPTION	R1	T1	SSR	A0	RTU	S4	S2	-
MAIN FUNCTION	1 RELAY OUTPUT	1 TRANSISTOR OUTPUT	1 SSR CONTROL OUTPUT	1 ANALOG OUTPUT	1 MODBUS RTU	1 RS-485 ASCII	1 RS-232 ASCII	
CHARACTERISTICS	3 terminals (NC, NO, common) 250 Vac, max. 3A	Transistor output 35 Vdc, max. 50mA	Output to control SSR relay +15 Vdc, max. 45mA	Output in 4/20 mA, 0/10 Vdc	Up to 38.400 bps	Up to 38.400 bps	Up to 38.400 bps	
ISOLATION	Yes, 3500 Veff	Yes, 1000 Vdc	Yes, 1000 Vdc	Yes, 1000 Vdc	Yes, 1000 Vdc	Yes, 1000 Vdc	Yes, 1000 Vdc	
NUMBER OF OPTIONS INSTALLABLE	1, 2 or 3	1, 2 or 3	1, 2 or 3	1, 2 or 3	1, 2 or 3	1, 2 or 3	1, 2 or 3	

How to order

FORMAT ▼	MODEL ▼	POWER ▼	COLOR ▼	OPTION 1 ▼	OPTION 2 ▼	OPTION 3 ▼	CUSTOM ▼
B24 B26 B44 B46	P T POT C1 CR LC RTU 485 232	H (85-265 Vac and 120-370 Vdc) L (11-36 Vdc)	R (red) G (green)	R1 (1 relay) T1 (1 transistor) SSR (1 SSR control) A0 (analog output) RTU (Modbus RTU) S4 (RS-485) S2 (RS-232) 0 (empty)	R1 (1 relay) T1 (1 transistor) SSR (1 SSR control) A0 (analog output) RTU (Modbus RTU) S4 (RS-485) S2 (RS-232) 0 (empty)	R1 (1 relay) T1 (1 transistor) SSR (1 SSR control) A0 (analog output) RTU (Modbus RTU) S4 (RS-485) S2 (RS-232) 0 (empty)	— (empty)
B46	C1	H	R	0	0	0	

*Option 3 only available with formats B26 and B46



FEMA

Barcelona · Spain
www.fema.es