
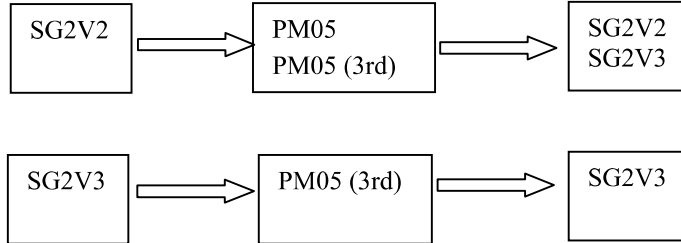


Memory Cartridge (sold separately)

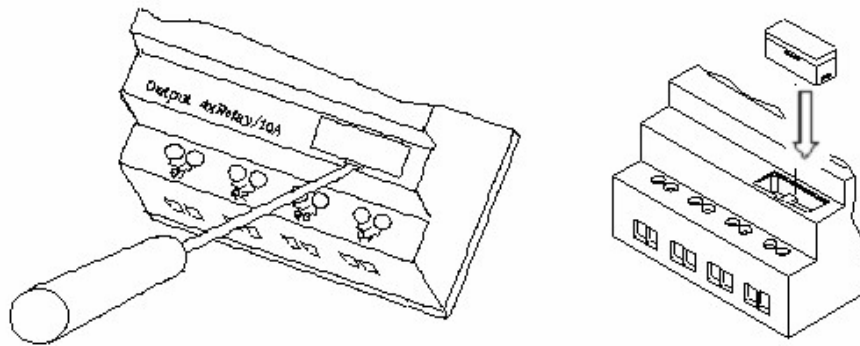
PM05 (3rd) is a special kind of PM05, it can be used in all version of SG2. There is an icon  on SG2 V3 smart and side of PM05 (3rd).

About to use PM05 and PM05 (3rd) with SG2V2/3, see next figure:



The optional PM05 (3rd) memory cartridge is used to easily transfer programs from one smart relay to another. The PM05 (3rd) memory cartridge plugs into the same connector as the programming cable (see procedure below).

1. Remove the plastic connector cover from SG2 using a flathead screwdriver as shown in the figure below.
2. Insert the PM05 (3rd) memory cartridge onto the connector as shown below.



3. From the display keypad on the face of the SG2 smart relay, select either **WRITE** or **READ** to transfer the program to PM05 (3rd) or from the PM05 (3rd) memory cartridge to the smart relay.

4. K type and C type, electrify the product, the program in PM05 (3rd) will automatically download and executed.

5. Program in different types are not compatible, here are the regulations:

A-1: 10/12 point type program ---- available in 20 point type

A-2: 20 point type program ---- unavailable in 10/12 point type

B-1: AC type program ---- available in DC type

B-2: DC type program ---- unavailable in AC type

C-1: Relay type program ---- available in Transistor type

C-2: Transistor type program ---- unavailable in Relay type

D-1: Not-RS485 type Model program ---- available RS485 type Model

D-2: RS485 Model type program ---- unavailable Not-RS485 type Model

E-1: SG2V2 program ---- available SG2V3 type

E-2: SG2V3 program ---- unavailable SG2V2 type