

## Model 485P

### RS-232/485/422 converter

### User's Manual

Shenzhen 3onedata Technology Co.,Ltd

Add:3/F, B/2, Jiuxiangling Industrial District, Xili Town,

Nanshan District,Shenzhen,518055 China

Website: [www.3onedata.com](http://www.3onedata.com)

Tel: 0086-0755-26702688

Fax: 0086-0755-26703485

E-mail: [sales@3onedata.com](mailto:sales@3onedata.com)

#### 【Summarize】

MODEL485P is a high performance, more function RS-232/485/422 interface converter. The product configure out connect power, optic-electrical isolation more than 2.5KV. Have small volume, far transmission distance, high rate, steadily performance and so on. It is abroad used in industry control system, It is an interface convert product that have good between performance to price. Adopt itself adapt interface technique, no use for setup switch

#### 【Packing checklist】

While using this converter for the first time, please check whether the packaging is intact, the random attachment is complete at first.

● converter MODEL485P	1set
● 9VDC power	1pcs
● User manual	1book
● Guarantee card	1 pcs

The accurate device is put in the apparatus, please pay attention to handling with care, avoid violent vibration, so as not to influence equipment performance. If you find the apparatus has been damaged or lost any part in the course of transporting, please notify the distributor of our company or our company, we will solve properly for you as soon as possible.

#### 【Feature】

- Convert RS-232 (TXD) and (RXD) signal to balance half-duplex RS-485 or full-duplex RS-422 signal

- RS-232 port powered from RS-232 port TXD, RTS, DTR, RS-485/422 port 9VDC power supply
- Adopt aggravate technology, reach up to 1800m at the rate of 115200bps
- Adopt interface self adapt technique, no switch setup, random convert RS-485/RS-422 interface
- Support 32 or 128 nodes
- 1500W surge protection, 2500V optic isolation

#### 【LED indicator】

**Power** red, power indication

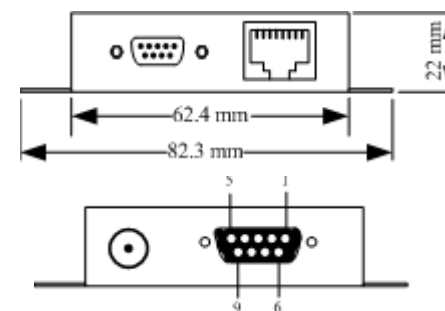
On: power joined; Off: no power connect

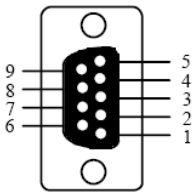
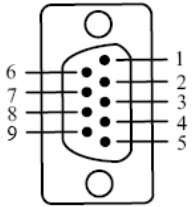
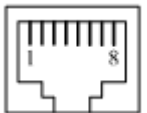
**RxD** green light, RS-485/422 interface receive data point out, on: There are data that are received; Off: no data receive

**TxD** yellow light, RS-485/422 interface send datum instruct, on: data sentting ; Off: no data sentting

#### 【PIN define】

MODEL485P converter RS-485/422 interface adopt DB9M (Male) and RJ45,RS-232 interface adopt DB9F (Female) power is 9VDC Input.

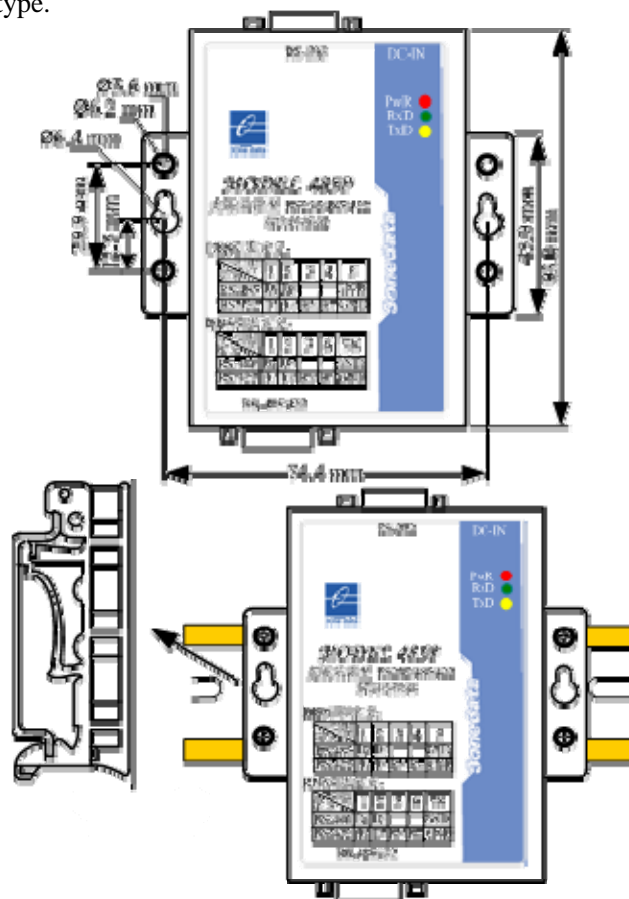


Power interface		DC-IN	9VDC input	
RS-232 interface (DB9F, Female)			2	TXD
			3	RXD
			5	GND
RS-485 /422	DB9M		1	485-/T-
			2	485+/T+
			3	R+
			4	R-
			5	GND
	RJ45		1	485+/T+
			2	485-/T-
			3	R+
			6	R-
			7,8	GND

### 【Installation】

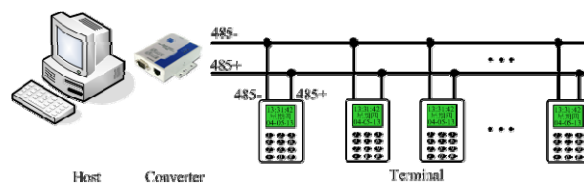
Model485P offer hanging type and DIN card rail two installation way, user can choose according to one's own convenience different to install way. Install the hanging type installation size and pursues to show in hanging

type.

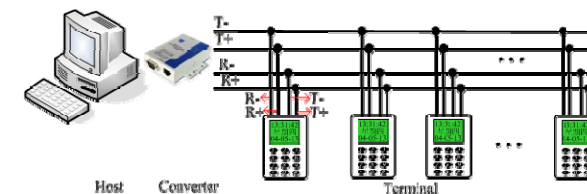


### 【Application】

#### 1. RS-485 two wire connect



#### 2. RS-422 four wire connect



### 【Specification】

#### Performance parameter

Interface:EIA RS-232, RS-485, RS-422 standard

Transfer rate: 0-115200bps, auto test serial signal rate

Transfer distance: RS-485/422 port 1800m  
(115200bps), RS-232 port less than 15m

Port type: RS-232 port DB-9 female, RS-485/422 port  
5 bit terminal block, DB-9 male, or RJ45

#### Power

9VDC Input

#### Environment index

Working environment: -20℃ to 60℃

Relative humidity 5% to 95%

#### Appearance guideline

Exterior design: Hanging type, support DIN-rail,  
easy to install

L×W×H: 93.0mm×62.4mm×22mm

Shell: Iron

Color: White

Weight:200g